



**Order Code** DGLMIFU01

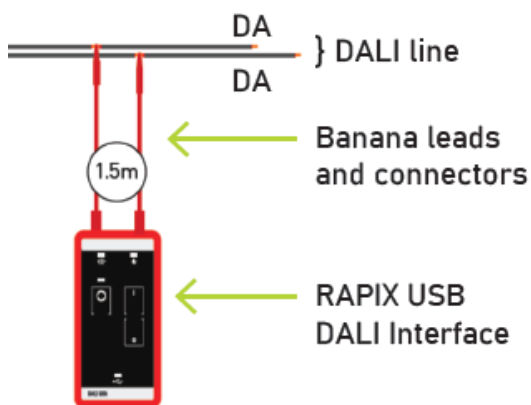
### Overview

Enables an installer to use RAPIX software for fast and easy programming and changing of DALI Short Addresses in DALI Lighting and Emergency Control Gear, as well as DALI-2 switches, sensors and input units. The RAPIX Addressing software allows this can be carried out from a PC or via a Wi-Fi connected smart phone / tablet.

The device also allows a quick and easy method to test basic communication of a DALI line without connecting to a PC.

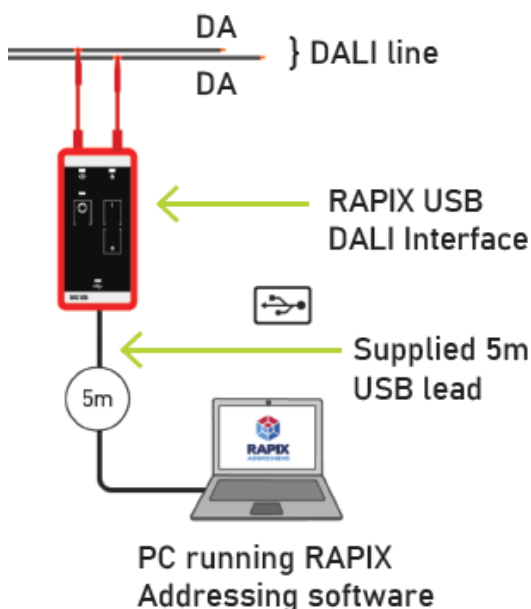
### Features

- Works together with the RAPIX Addressing PC software to allow simple and fast DALI Short Address assignment from a mobile device or from a PC.
- Allows assignment and change of DALI Short Addresses for DALI and DALI-2 drivers, relays, dimmers and Emergency Control Gear. Also allows address assignment for DALI-2 switches, sensors and other input units.
- Allows fast and easy connectivity and basic operation testing for units on a DALI line without even connecting to a PC.
- Includes buttons to allow manual control of all units on a DALI line during the commissioning process.
- Buttons on the device allow all units on a DALI line to be manually toggled ON and OFF, faded UP and DOWN (if the control gear allows) and cycled ON / OFF.
- Connects directly to a DALI line via the supplied banana plug connectors.
- Connects directly to a PC via the supplied USB lead.
- Separate LED indicators for DALI communications, DALI line power, USB connectivity, DALI device cycle.
- Also supported by RAPIX Integrator for more complex single-line DALI setup.
- Rugged, hand-held device housed in a protective silicon case.
- Designed and manufactured in Australia.
- Complies with DALI standards IEC 62386-101 and IEC 62386-102.
- DALI-2 Certified.

**Connecting the device to a DALI Line**


*Functions which require a connection to a DALI line only (PC connection not required)*

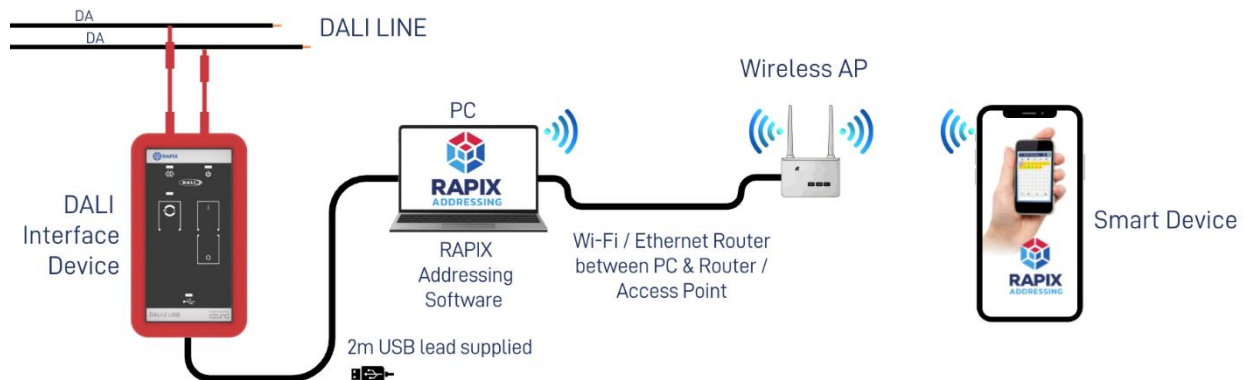
- Manually switch ON / OFF all DALI Lighting Control Gear connected to a DALI line.
- Manually fade UP / DOWN all DALI Lighting Control Gear connected to a DALI line.
- Cycle ON / OFF the following every 2 seconds:
  - Lighting Control Gear, including Emergency Control Gear with appropriate indicators;
  - Lighting Control Devices with appropriate indicators.



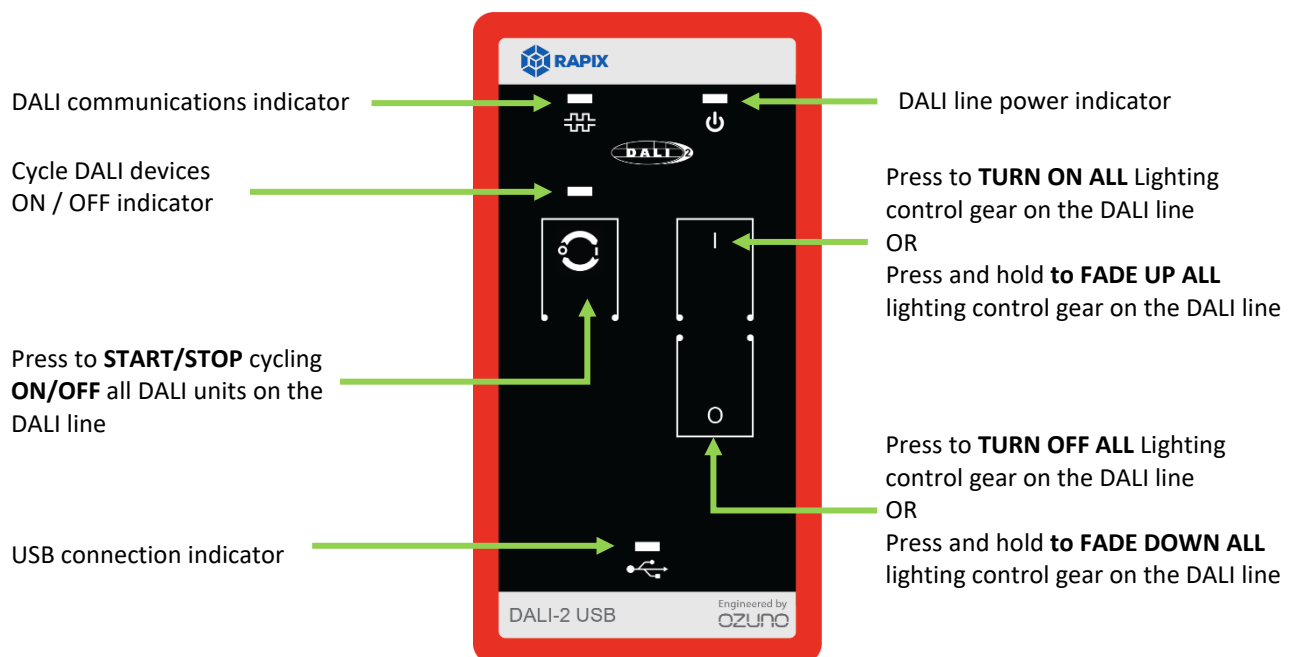
*Functions which require a connection to both a PC and a DALI line (PC running RAPIX Addressing software)*

- Switch ON / OFF all DALI Lighting Control Gear.
- Switch ON / OFF specific DALI Lighting Control Gear.
- Cycle ON / OFF the following every 2 seconds:
  - All DALI Lighting Control Gear, including Emergency Control Gear with appropriate indicators;
  - Lighting Control Devices with appropriate indicators.
- Cycle ON / OFF specific DALI units every 2 seconds, including:
  - Lighting Control Gear, including Emergency Control Gear with appropriate indicators;
  - Lighting Control Devices with appropriate indicators.
- Identify all DALI Emergency Control Gear.
- Identify specific DALI Emergency Control Gear.
- Find the Short Addresses of DALI Lighting Control Gear and DALI Emergency Control Gear.
- Program / re-program the DALI Short Addresses of DALI Lighting Control Gear and DALI Emergency Control Gear.
- Test that DALI Lighting Control Gear and DALI Emergency Control Gear is functioning correctly.
- Identification and Short Address assignment for DALI-2 switches, sensor and input units.
- Programming and configuration for RAPIX eHub and RAPIX sensors.

### Connecting a mobile phone or tablet (Smart Device)



### Controls & Indicators



### Specifications

| Parameter                             | Specification   |
|---------------------------------------|---|
| DALI Line Capacity                    | 1 line  |
| DALI Line Operating Voltage (nominal) | 18 V dc (nominal) supplied by an external DALI power supply   |
| DALI Line Current Draw (nominal)      | 8 mA  |
| Electrical Isolation                  | 5 kV ac USB to DALI   |
| Start-up Time                         | < 1 second  |
| Banana Plug Accessories               | <i>Electrical Test Equipment Safety Ratings</i><br>Test Leads            1000 V Cat III<br>Pin-tip Probes        600 V Cat II<br>Alligator Clips       300 V Cat II<br>Test Hooks            600 V Cat II<br><i>Mechanical</i><br>Plug & Socket Connector Size    4 mm<br>Test Lead Length                    1.5 m |
| Ingress Protection                    | IP40  |
| Materials                             | Enclosure – Flame retardant ABS UL 94V-0<br>Sleeve – Silicon Rubber   |
| Weight                                | 250 grams (excl. cables)  |
| Operating Temp. Range                 | 0 - 50° C   |
| Operating Humidity Range              | 0% to 95% RH non condensing   |



IP40



### Standards & Compliance

#### EMC and Electrical Safety Frameworks and Standards

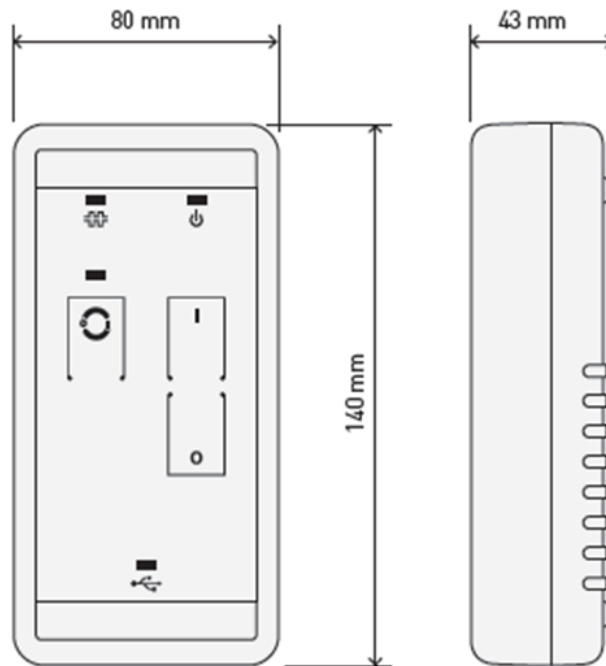
AS/NZ CISPR 22, AS/NZS CISPR 22-A  
 AS/NZS 60950-1:2011

#### DALI Standards and Compliance

IEC 62386-101 Ed 2 (DALI-2)  
 IEC 62386-103 (DALI-2 Control Devices)

#### EC Council Directives

2014/35/EU    Low Voltage  
 2014/30/EU    Electromagnetic Compatibility (EMC)  
 2015/863      Restriction of Hazardous Substances (RoHS) in Electrical and Electronic Equipment

**Dimensions**

---

**Contact Information**

Web [www.ozuno.com](http://www.ozuno.com)  
All Enquiries +61 8 8362 7584 [sales@ozuno.com](mailto:sales@ozuno.com)

**Ozuno Trading Pty Ltd**

ABN: 96 621 194 483

This product includes a **TWO-YEAR WARRANTY** against manufacturing defects.

**RAPIX** is a trademark of Ozuno Holdings Pty Ltd.

**DALI** and **DALI-2** are trademarks of the Digital Illumination Interface Alliance.

**COPYRIGHT** © 2019-2025 This document is copyright by Ozuno Holdings Pty Ltd. Except as permitted under relevant law, no part of this data sheet may be reproduced by any process without written permission of and acknowledgement to Ozuno.

**DISCLAIMER.** Ozuno Holdings Pty Ltd (Ozuno) reserves the right to alter the specifications, designs or other features of any items and to discontinue any items at any time without notice and without liability. While every effort is made to ensure that all information in this Data Sheet is correct, no warranty of accuracy is given and Ozuno shall not be liable for any error.

**TRADEMARKS.** The identified trademarks and copyrights are the property of Ozuno Holdings Pty Ltd unless otherwise noted.

13-15-004-003-04 April 2025